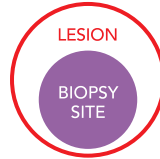


BIOPSY SITES FOR DIRECT IMMUNOFLUORESCENCE

Collagen Vascular Diseases, Lichenoid and Scaling Eruptions

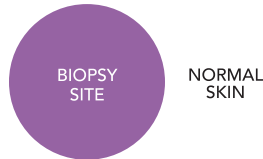
Serum Studies
(Auto Ab)

**Discoid LE and systemic LE,
SUN EXPOSED LESIONAL
SKIN.** For DLE, lesions of
at least 3 months duration



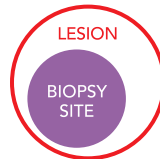
YES

**Systemic LE,
SUN EXPOSED
NORMAL SKIN.**
Specific for SLE.



YES

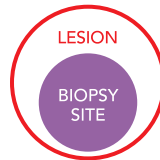
**Subacute cutaneous LE,
MCTD or other
systemic CTD
LESIONAL SKIN**



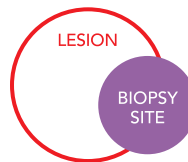
YES

**Leukocytoclastic vasculitis,
LESIONAL SKIN, FRESH***

*<24 hours optimal;
<48 hours acceptable



**Lichenoid and
psoriasiform
eruptions;
LESIONAL SKIN**



FOR DIF KITS CALL 1-800-288-0549



Beutner
Laboratories

55 Amherst Villa Rd, Ste 3
Buffalo, NY 14225
(716) 838-0549 Phone

(800) 288-0549 Toll Free
(716) 838-0798 Fax
www.beutnerlabs.com

BIOPSY SITES FOR DIRECT IMMUNOFLUORESCENCE

Bullous Disorders and Vasculitis

**Serum Studies
(Auto Ab)**

YES

Pemphigus (All Cases),
Pemphigoid
(DIF Negative Cases)

**Pemphigus or pemphigoid,
SKIN LESIONS, edge of
lesion** (as shown) 2nd biopsy, 3
mm. from lesion (perilesional)



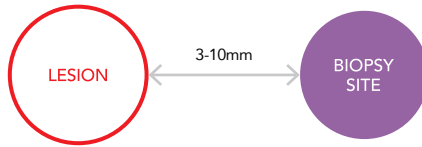
**Pemphigus or pemphigoid,
MOUTH LESIONS,
perilesional area**
2nd biopsy, edge of lesion



YES

Pemphigus (All Cases),
Pemphigoid
(DIF Negative Cases)

**Dermatitis
herpetiformis,
NORMAL SKIN
perilesional area**



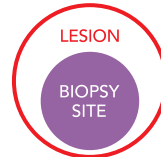
YES

DIF Negative
Cases

**Porphyria and drug induced
pseudoporphyria,
SKIN LESIONS**
of hands or face



**Henoch Schoenlein purpura
and vasculitis, LESIONAL
SKIN, FRESH* * (<24 hours
optimal; <48 hours acceptable)**



**Stasis dermatitis
or livedo vasculitis,
SKIN LESIONS**



FOR DIF KITS CALL 1-800-288-0549



**Beutner
Laboratories**

55 Amherst Villa Rd, Ste 3
Buffalo, NY 14225
(716) 838-0549 Phone

(800) 288-0549 Toll Free
(716) 838-0798 Fax
www.beutnerlabs.com